



The Box Rocket

Before Your Visit

What: Ideas for preparation ahead of a class visit to Discover.

Who: Teachers and teaching staff with classes from Nursery to Year 4 visiting The Box Rocket.

Why: We want you to make the most of your visit. This document will...

- Give you an idea of the session your pupils will take part in
- Give you some ideas to prepare for your visit
- Ensure you know what to expect

Your Session

There are two parts to your visit to The Box Rocket. During the session, all pupils will have a chance to explore the multisensory, immersive exhibition. Part of the crew of Story Fixers, pupils embark on an intergalactic adventure in a homemade rocketship, arriving on a peculiar planet where they must complete an important mission. The exhibition is created by Discover with illustrations in the immersive space created by Dapo Adeola, and the story devised by Tola Okogwu.

Each class will also take part in a related workshop exploring the stories of illustrator Dapo Adeola through games, storytelling and craft. Pupils will come up with new creative ideas (both as a class and individually) that can be developed into stories.



Facilitation:

Meet our Story Builders! Our team of facilitators are trained to help develop creativity and explore stories with a wide range of children. They have a wealth of experience in drawing out children's ideas and imagination, leading immersive play and exploration, and engaging children through storytelling. Each class will be assigned a Story Builder who will be with them throughout the session.

Differentiation:

We will ensure that the session is suited to your pupils' ages and needs. The workshop is specifically designed to work for both younger and older children, increasing the complexity of the activities for each progressive age group. The exhibition space itself has been created to reflect the interests, abilities and requirements of children from Nursery through to Year 4.

Sessions are suitable for children with SEND. Please ensure you pass on all related SEND information at the point of booking – our Story Builders need to know in advance of any changes or adaptation needed for the session.

Before You Get Here

You don't have to cover anything specific in class before you come to Discover. Your Story Builder will lead the class through everything they need to know. This said, reading, sharing and discussing stories in advance of your visit will only enhance the experience for your class.



Here are the main books featured in the exhibition:

Look Up!

Clean Up!


My Mum is a Lioness

My Dad is a Grizzly Bear

We're Going to Find the Monster

On the day

For practical information relating to your session, please consult the booking confirmation pack you will have received.



After Your Visit

What: Suggested activities for extending learning after your visit to The Box Rocket.

Why: We want your pupils to continue exploring the ideas around Dapo Adeola's work and The Box Rocket. The following will:


- Help utilise the class's ideas and creativity explored during the session.
- Provide ideas for continued fun, engagement and learning for your class, based on the books featured in the exhibition.

Below are a series of suggestions for extending ideas developed in the session, and extra activities related to the themes of the exhibition.

They're not full session plans – just fun, creative ideas to get you started, so your pupils can continue to explore and enjoy the world of The Box Rocket.

Build upon your invention

During The Box Rocket session, pupils will have individually started to design their own invention idea out of recycled objects. To continue this activity and develop more stories, think about some of the following prompts:



- Who uses this invented item?
- When do they use it?
- Does the item/invention have a purpose? What is it used for?
- Why would this invention be important in a story?
- What kind of world or environment is this item used in?

Workshop Themes

Here are some of the themes we have identified from Dapo's work, which are shown in the exhibition as well.

- Visual Storytelling
- Reuse, Recycle, Reimagine
- Making a Difference

The following activities are related to these ideas:

Visual Storytelling

Pupils can create and draw their own brand-new planets, annotating the drawings with information about the planet. Here are some things to think about:



- What is the planet called?
- What happens there?
- Does it have different areas? Environments? Continents? Countries?
- What does it feel like in these different places? What's the weather like?
- Can you make a map of all or part of your planet?
- What sort of beings live on this planet?
- What is day to day life like on the planet?


Reuse, Recycle, Reimagine

Rescue some Rubbish! Make something out of rubbish. For example, how could you make the following?

- A musical instrument?
- A vehicle?
- A bird house?
- A board game?
- A work of art?

Making a Difference

Research figures who have made a difference. You could draw them and list what they've done. Here are some people to start you off:



Rosa Parks

Greta Thunberg

Mae Jemisin

David Attenborough

Malala Yousafzai

Floella Benjamin

Benjamin Zephaniah

Lemn Sissay

At Discover we would love to hear more about what you've done with your class after visiting Discover.

Please feel free to tell us all about it:

Email: bookings@discover.org.uk

Twitter: [@discover_story](https://twitter.com/discover_story)

Facebook: [/DiscoverChildrensStoryCentre](https://www.facebook.com/DiscoverChildrensStoryCentre)

Instagram: [@discover_story](https://www.instagram.com/discover_story)

Write to us: Discover, 383-387 High Street, Stratford, E15 4QZ

Discover is a registered charity number 1070468.



Supported using public funding by
**ARTS COUNCIL
ENGLAND**

Photos: Suzi Corker and Sorcha Bridge