



This is Discover Children's Story Centre.



This is the front entrance.



This is the back gate.



This is the front desk.

You can ask for craft materials to make a puppet spoon here.



**This is Hootah.
He is Discover's resident Alien.**



This is the bookshop.




**This is where people can leave
their pushchairs.**

If you are visiting Discover's Story World with a schools group you will be exploring the first floor Story World.

Please skip to page 20.



**This is the entrance to the
ground floor Story World.**



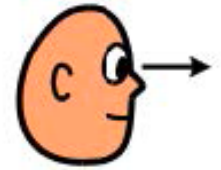
This is what it looks like inside.

You can hear lots of birds which are being played on a recording through a speaker system.



This is Hootah's Story Sorting Office.

look



**This is the waterfall,
you can look in the mirrors.**



This is Hootah's Hollow.

There are coloured lights on the floor inside. They make a sound when you put your hand or foot on them.



**There is a tunnel to crawl through
and a grassy hill to climb.**



This is the puppet castle theatre.



This is Hootah's Boat.



This is a beach area where you can read.




**This is where you can make
a spoon puppet.**



**This is the Lost and Found Ship of
Adventure.**



**You can go up the stairs or in the lift to
the first floor Story World.**



This is what it looks like inside.


You might hear some sound effects on
first floor of Story World.



This is the Lollipopopter.



This is the sky platform and slide.



This is the Story Factory.



This is the lightbox station.



This is the cloud seating area.



This is the crow's nest.

There are books to choose from.



This is the rocket.




toilet



**You can find the toilets through
the orange doors.**

snack time



This is Discover's Monster café.



This is the Story Garden.