

This is Discover Children's Story Centre.




This is the front entrance.





This is the back gate.



This is the front desk.



This is Hootah, he is Discover's resident Alien.





# This is the book shop.



This is where people can leave their  
pushchairs.



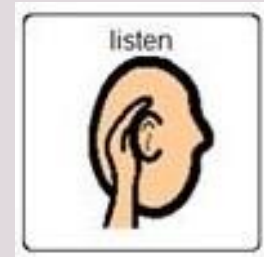
If you are visiting Discover's Story World with a schools group you will be exploring the first floor Story World. Please skip to slide 20.




This is the new entrance to the ground floor Story World.



This is what it looks like inside. You can hear lots of birds which are being played on a recording through a speaker system.

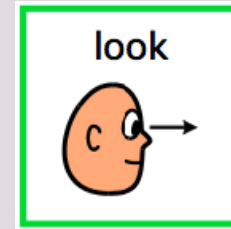


# This is Hootah's Story Sorting Office.





This is the waterfall,  
you can look in the  
mirrors.



This is Hootah's Hollow. There are coloured lights on the floor inside. They make a sound when you put your hand or foot on them.





There is also a tunnel to crawl through and a grassy hill to climb.





dramatic play



This is the puppet castle theatre.



This is Hootah's Boat.





This is a beach area where  
you can read.





This is where you can  
make a spoon puppet.



# This is the Lost and Found Ship of Adventure.



You can go up the stairs or in the lift to the first floor Story World.

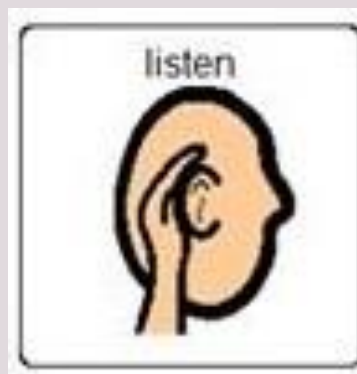




This is another entrance to the first floor  
Story World.



You might hear some sound effects inside.





# This is Hootah's Observatron.



This is the  
Lollipopter.








This is the sky platform  
and slide.





This is the story factory.





This is the lightbox station.



This is the cloud seating area.





This is the crow's nest.  
There are lots of books to  
choose from.






This is the rocket.



You can find the toilets through the  
orange doors.



# This is Discover's Monster café.





# This is the Story Garden.

